


Varioskan™ LUX Multimode Microplate Reader

Catalog Number: VLBL00D0

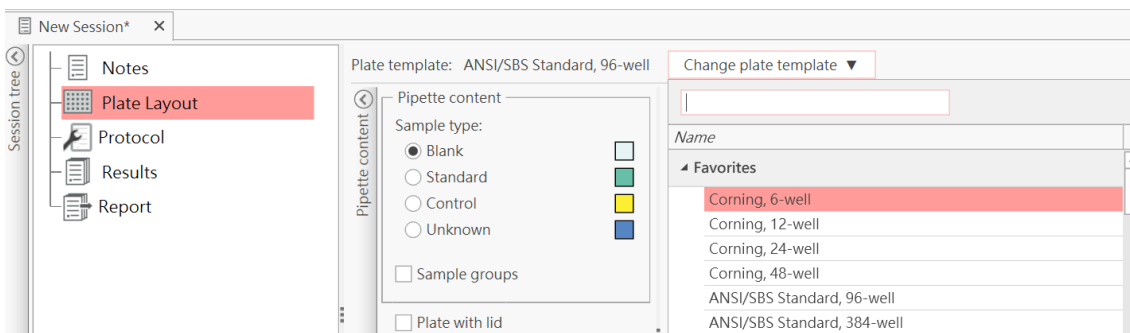

Instrument Overview

- ① Power Button
- ② LED Indicator Light
- ③ Dispenser Slider Cover
- ④ Front Cover
- ⑤ Door

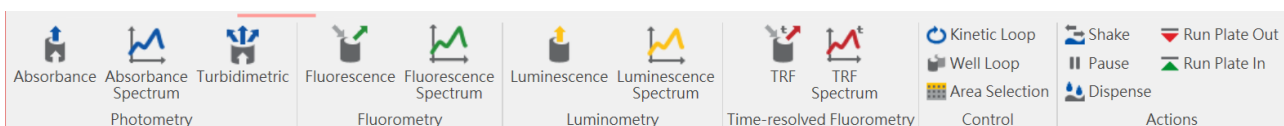


Operating Procedure

1. Please turn on the computer first, then the instrument, and finally launch the operation software *Skantit*.
2. On the main page of the software, click **New session** to create a new experiment.
3. Under the **Plate Layout** section, select the plate template type and label the sample names. *(You may also edit this after the experiment.)*



4. Under the **Protocol** section, select the measurement mode from the toolbar according to your experimental needs, and set the desired wavelength range.



5. After the experiment, you can view the data under the **Results** section. Click **Report** to select your preferred export file format.
6. Click the **Home** button to perform **Save** or **Save As** actions.

© If you have any questions, feel free to contact us at: support.tw@thermofisher.com

For more detailed information, please refer to the *Thermo Scientific Varioskan LUX User Manual* (Cat. No. N16699).

